



# In Critical (Race Theory) Condition: Understanding Health Disparities

Gloria Ladson-Billings

University of Wisconsin-Madison



# How the “rest of the world” discovered CRT

[It is a] “toxic propaganda” that will “destroy our country.” - September 2020

# Which he took from...

- “The goal is to have the public read something crazy in the newspaper and immediately think ‘critical race theory!’ We have decodified the term and will recodify it to annex the entire range of cultural constructions that are unpopular with Americans.”
- “We have successfully frozen the brand—‘critical race theory’—into the public conversation and are steadily driving up negative perceptions. We will eventually turn it toxic, as we put all of the various cultural insanities under that brand category.” - Chris Rufo



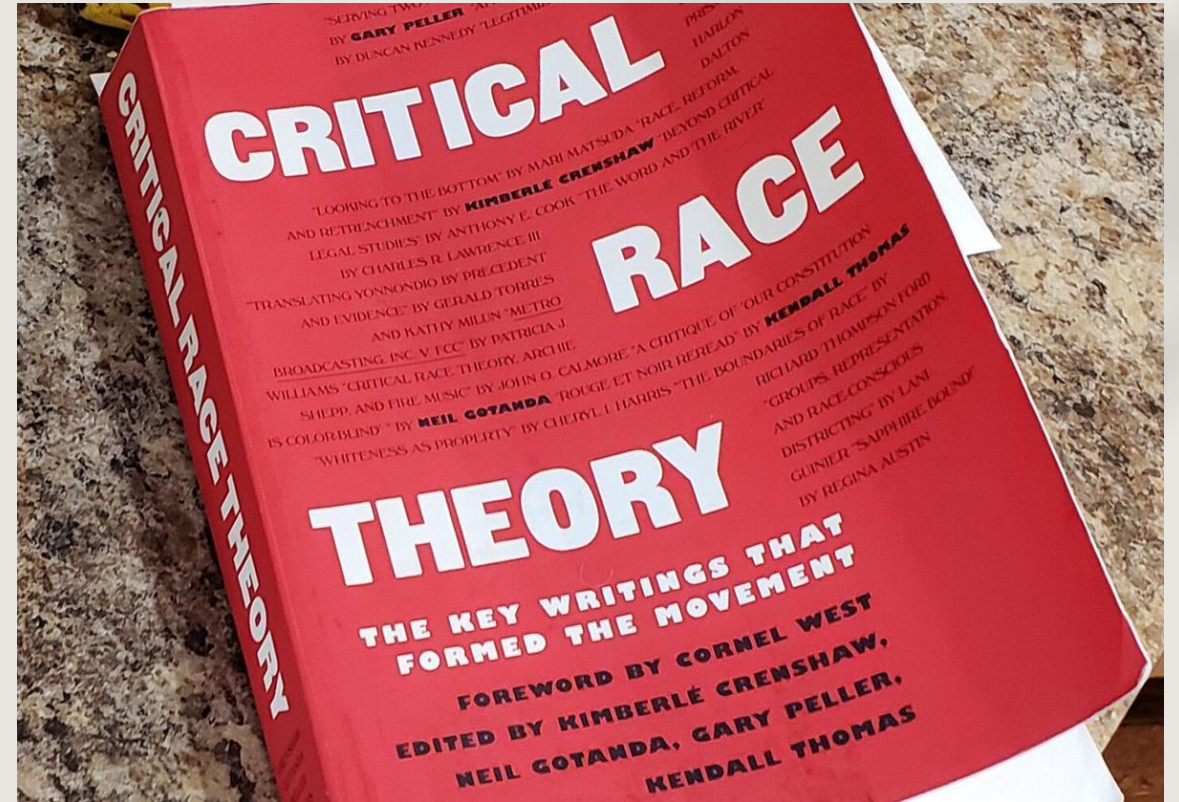
# This Means Any Discussions of ...

- Race
- Racism
- Diversity
- Equity
- Inclusion
- Whiteness
- Etc. (SEL, slavery, school segregation)



# So, What is CRT?

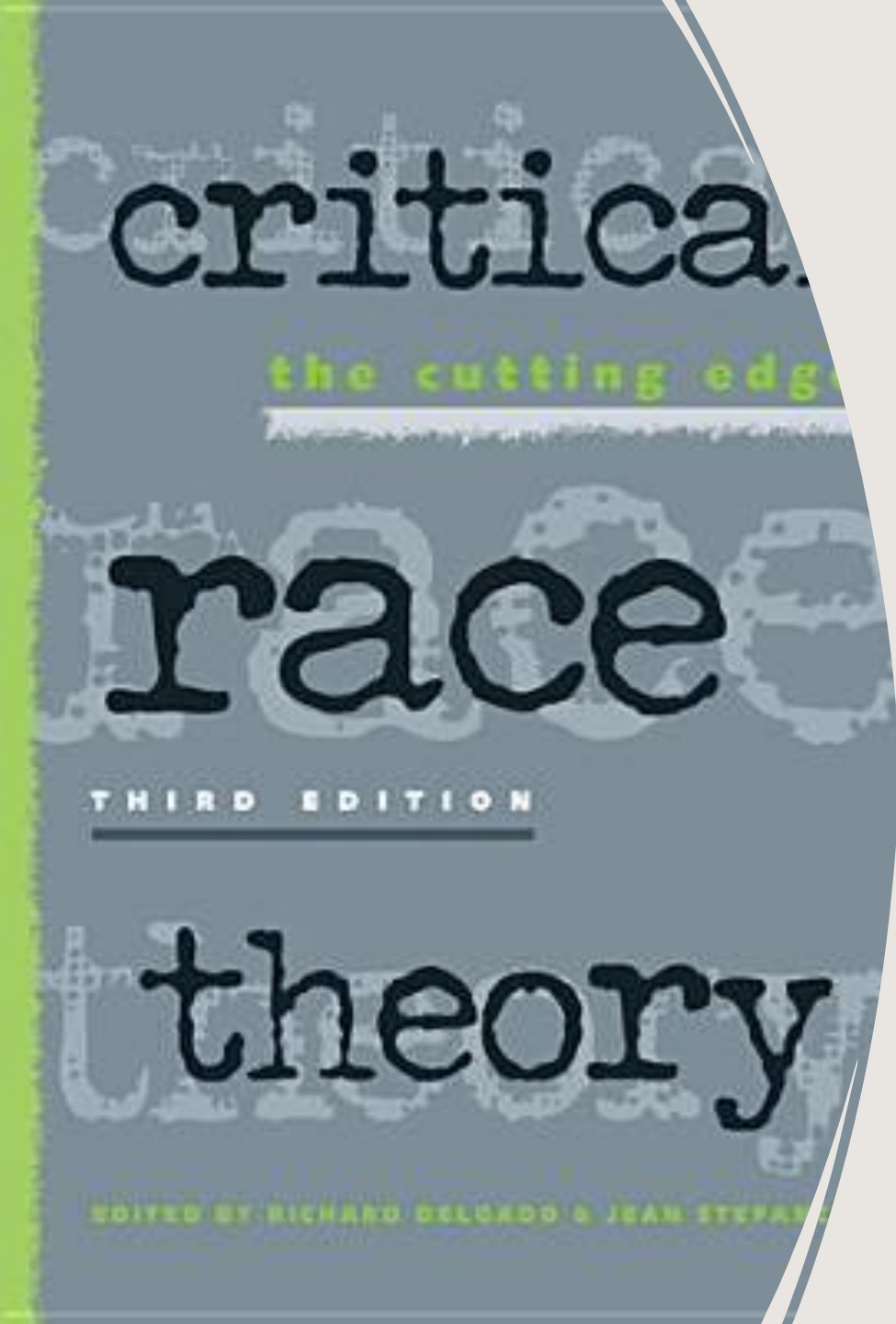
- A legal theory ...
- That has been appropriated by other social sciences & Education
- Designed to explain racial inequality



# So, How Do YOU Explain Racial Inequality?

- From 1619 – mid 20<sup>th</sup> Century we accepted bio-genetic explanations for difference
- Then, we claimed inequality existed because of unequal opportunity
  - *Brown v Board of Education* (1954)
  - Civil Rights Act (1964)
  - Affirmative Action (1965)
  - Voter Rights Act (1965)





## Critical Race Theory Claims Racial Inequality Is...

- Systemic
- Permanent – woven into our laws and policies.


# There Are Longstanding Health Disparities & Abuses





# What we know about life expectancy

- **Premature death = dying before age 75**
- White men - 76.7
- White women - 81.4
- African American men - 72.3
- African American women - 78.5
- Asian American men - 84.1
- Asian American women - 88.9
- Latinx men - 84
- Latinx women - 84.9



# What About Wisconsin?

- Black men in Wisconsin - 70.7
- Black women in Wisconsin - 77.11
- Interesting...
- Black men in Minnesota - 77.03
- Black women in Minnesota - 82.49



# According to the Wisconsin Population Health Institute...

- Although Wisconsin ranks highly in overall healthcare quality, the state performs poorly with respect to health disparities. In a national report, Wisconsin performed worse than the U.S. average on 22 out of 27 measures of disparities in care for Hispanic and non-Hispanic Black populations relative to White populations. The Health of Wisconsin Report Card, published by the University of Wisconsin Population Health Institute in 2016, gave the state a grade of “D” for overall health disparities.

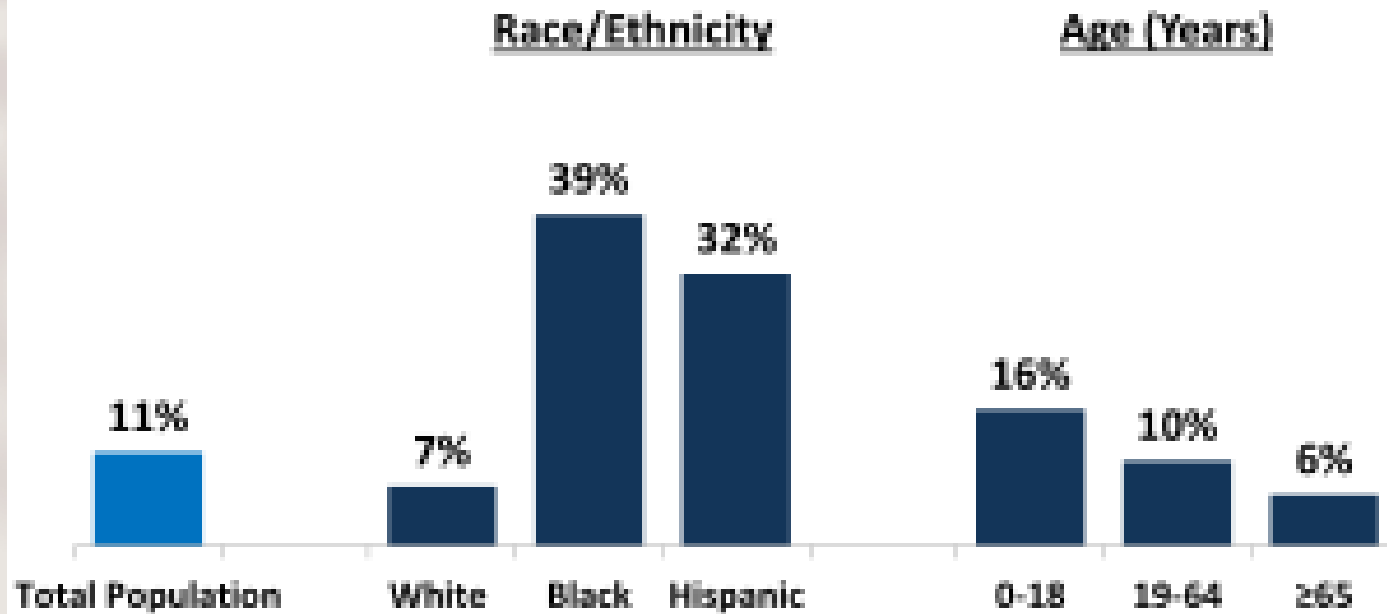
# Examples of the Disparities

| Substantial Disparities in Wisconsin by Race/Ethnicity |                                   |                            |       |                     |       |
|--|-----------------------------------|----------------------------|-------|---------------------|-------|
|  | American Indian/<br>Alaska Native | Asian/<br>Pacific Islander | Black | Hispanic/<br>Latino | White |
| Childhood Vaccinations                                 | 10% ↓                             | ●                          | 12% ↓ |                     | ●     |
| HPV Vaccinations                                       |                                   |                            |       | ●                   | 11% ↓ |
| Breast Cancer Screening                                | 12% ↓                             | 10% ↓                      |       |                     | ●     |
| Colorectal Cancer Screening                            |                                   | 11% ↓                      |       |                     | ●     |
| Recommended Weight                                     | 18% ↓                             | ●                          | 20% ↓ | 18% ↓               | 10% ↓ |
| Blood Pressure Control                                 |                                   |                            | 10% ↓ |                     | ●     |
| Blood Sugar Control in Diabetes                        |                                   |                            |       | 12% ↓               | ●     |
| Tobacco-Free in Diabetes                               | 23% ↓                             | ●                          | 13% ↓ |                     |       |
| Tobacco-Free in Heart Disease                          | 21% ↓                             | ●                          | 19% ↓ |                     |       |

● = Highest performing reference group(s) for the measure

Figure 2

## Poverty Rates by Race/Ethnicity and Age in Wisconsin, 2013



NOTE: Data for Whites and Blacks exclude Hispanics.

SOURCE: Kaiser Family Foundation estimate based on the Census Bureau's March 2014 Current Population Survey (CPS) Annual Social and Economic Supplements.



According to the  
Kaiser Family  
Foundation...

10 Things  
that  
Determine  
Your Life  
Expectancy



# 1. Gender



## Sex disparities in COVID-19 deaths hide high toll on Black women

- Although men are more likely to die of COVID than women;
- Black women died of COVID at a greater rate than White or Asian men





## 2. Smoking



# According to the CDC...

Tobacco companies use price promotions such as discounts and multi-pack coupons—which are most often used by African American people and other minority groups, women, and young people—to increase sales. Tobacco companies support cultural events designed to draw in certain groups in the Black Community. Jun 27, 2022

**TOBACCO USE IS NOT AN EQUAL OPPORTUNITY KILLER.**  
SMOKING DISPROPORTIONATELY AFFECTS THOSE MOST IN NEED SUCH AS THE POOR, THE HOMELESS, RACIAL MINORITIES, LGBTQ PERSONS AND THOSE SUFFERING FROM MENTAL ILLNESS AND SUBSTANCE USE DISORDERS.



**THERE ARE UP TO 10X MORE TOBACCO ADS IN BLACK NEIGHBORHOODS THAN IN OTHER NEIGHBORHOODS.**



SEIDENBURG AB, CAUGHEY RW, REES VM, CONALLY GN. STOREFRONT CIGARETTE ADVERTISING DIFFERS BY COMMUNITY DEMOGRAPHIC PROFILE. AM J HEALTH PROMOT. 2016. 24(6): E24-E31. (2-5X INCREASE)

MORELAND-RUSSELL S, HARRIS J, SHIDER D, WALSH H, CYR J, BARNOVA J. DISPARITIES AND MENTHOL MARKETING - ADDITIONAL EVIDENCE IN SUPPORT OF POINT OF SALE POLICIES. INT J ENVIRON. RES PUBLIC HEALTH. 2013. 10:4571-4593. (10X INCREASE)

J. CANTRELL ET AL. MARKETING LITTLE CIGARS AND CIGARILLOS: ADVERTISING, PRICE, AND ASSOCIATIONS WITH NEIGHBORHOOD DEMOGRAPHICS. AMERICAN JOURNAL OF PUBLIC HEALTH. OCTOBER 2013. VOL. 103, NO. 10, PP. 1902-1909.

# 3. Education

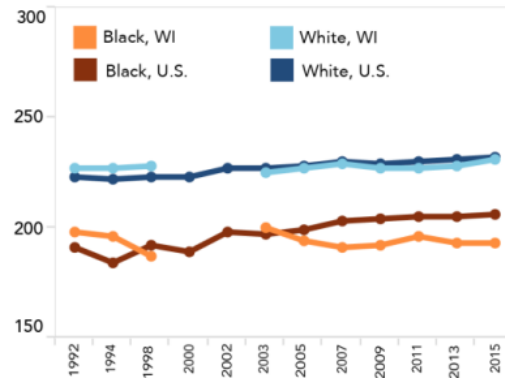


# Wisconsin's Black-White Achievement Gap Worst in Nation Despite Decades of Efforts... Wisconsin Center for Investigative Journalism

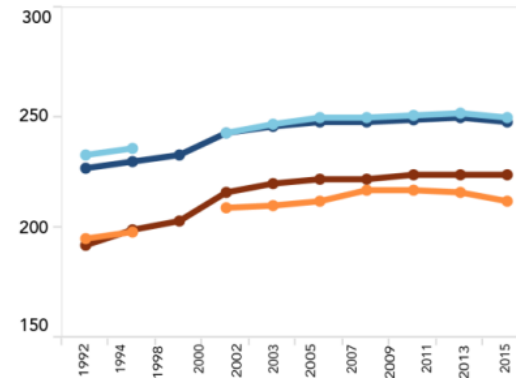
## Whites still outperform blacks on exams

Wisconsin standardized test scores, 1990-2015

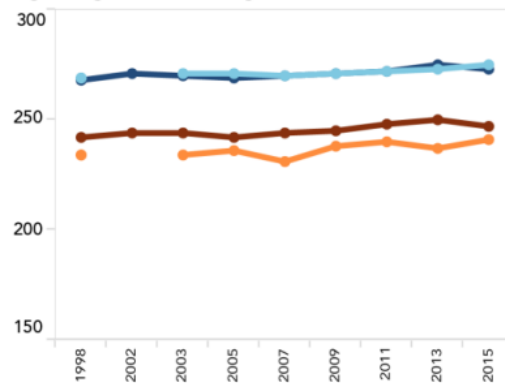
Fourth-grade reading



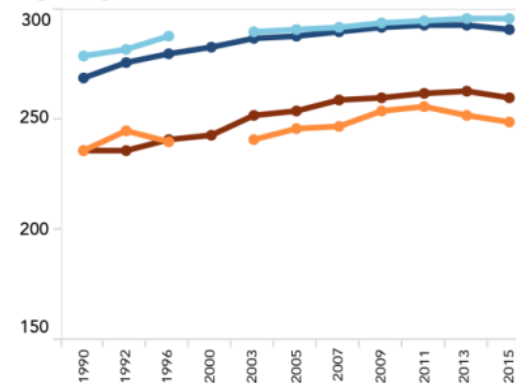
Fourth-grade math



Eighth-grade reading



Eighth-grade math



Source: National Assessment for Educational Progress, the Nation's Report Card. Possible test scores range from 0 to 500. Numbers are rounded. Some data unavailable due to changes in testing schedules. Credits: Reporting, Abigail Becker; charts, Kate Golden, Wisconsin Center for Investigative Journalism.

# 4. Housing

## HOUSING AND HEALTH: A ROADMAP FOR THE FUTURE

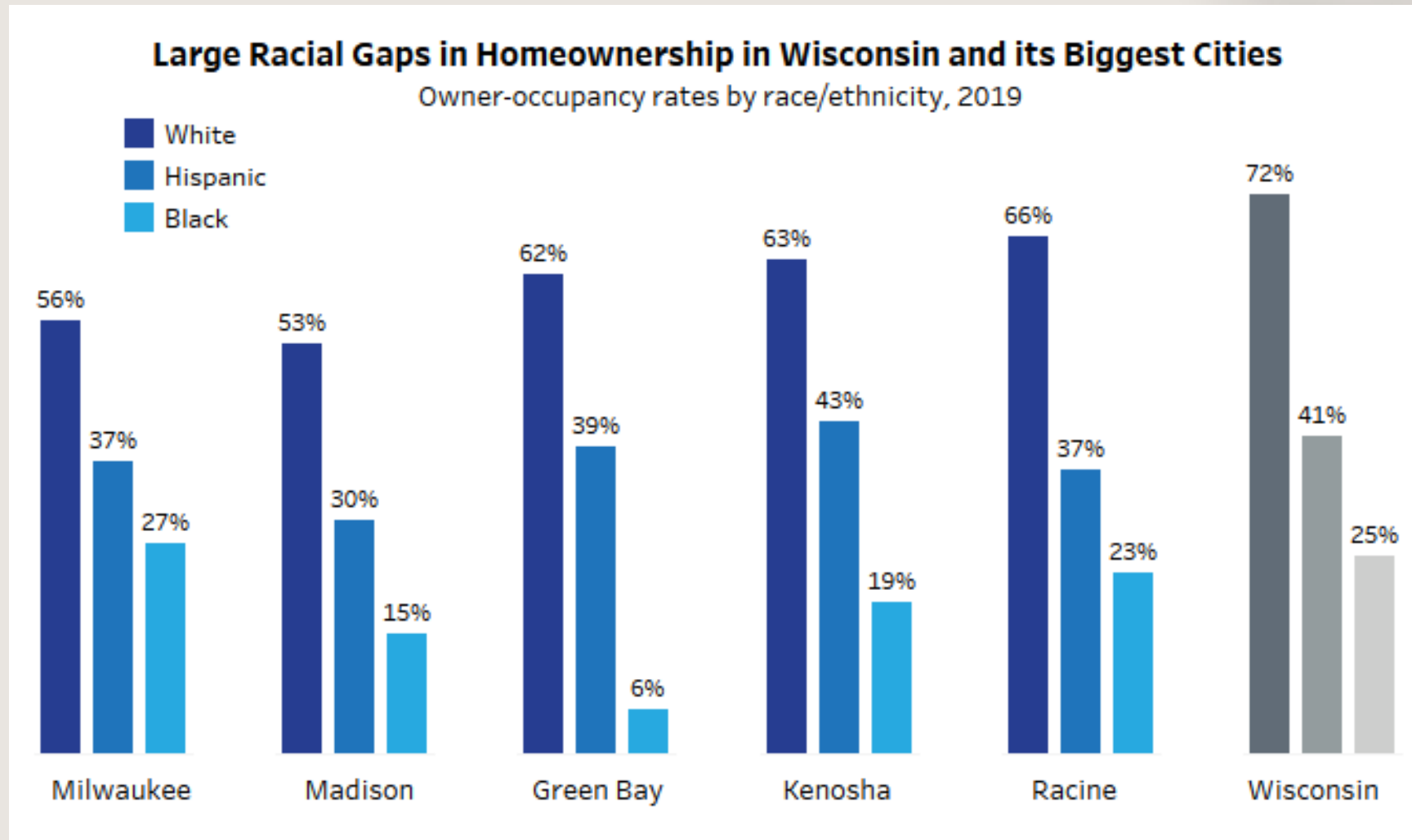


Value Initiative

# According to the Wisconsin Policy Forum...

- In 2019, the Black-white homeownership gap was 30 percentage points nationally and 47 points in Wisconsin. A key difference is that the homeownership rate for Black households was much higher nationally (42%) than in Wisconsin (25%).

# What Home Ownership in the State Looks Like



# 5. Climate





# MILWAUKEE CLIMATE: OCTOBER 2021

## Temperature

Average Temperature

**59.6° F**

Highest Temp (Oct 2)

**83° F**

Lowest Temp (Oct 24)

**38° F**

Warmest On  
Record!

**\*\*1st\*\***

## Precipitation

Highest 24 Hour Rainfall  
(Oct 24-25)

**1.49"**

Highest Daily Snowfall

**0.0"**

Wettest

**26th**

|              | OCT 2021       | Normal         | Departure    |
|--------------|----------------|----------------|--------------|
| Average High | <b>66.0° F</b> | <b>61.3° F</b> | <b>+4.7°</b> |
| Average Low  | <b>53.1° F</b> | <b>44.7° F</b> | <b>+8.4°</b> |
| Mean         | <b>59.6° F</b> | <b>53.0° F</b> | <b>+6.6°</b> |


|          | OCT 2021     | Normal       | Departure     |
|----------|--------------|--------------|---------------|
| Rainfall | <b>3.67"</b> | <b>2.78"</b> | <b>+0.89"</b> |
| Snowfall | <b>0.0"</b>  | <b>0.3"</b>  | <b>-0.3"</b>  |

**\*\*Warmest October On Record  
At Milwaukee (59.6°F)\*\***

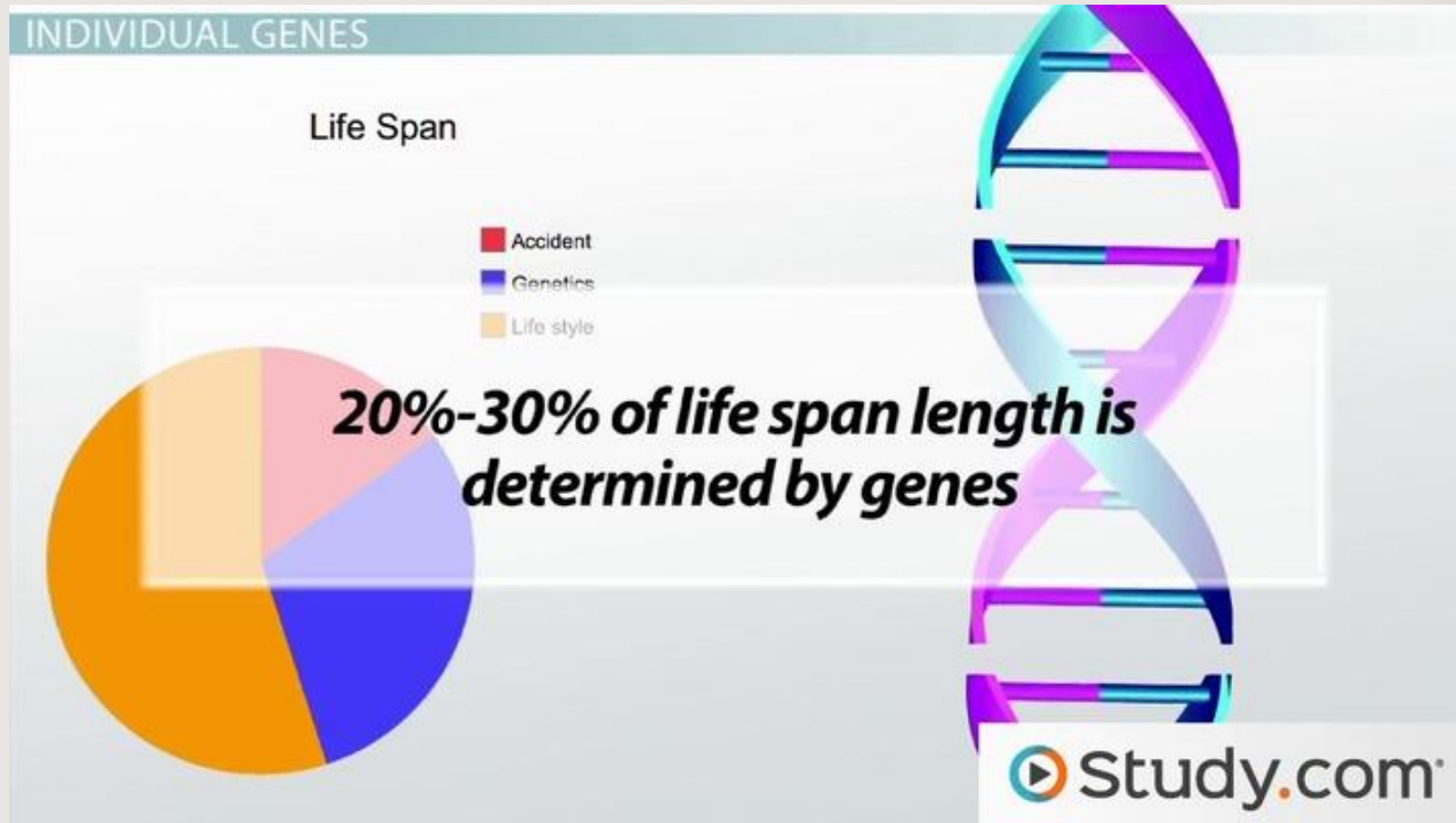
The Case of Milwaukee



# 6. Genetics



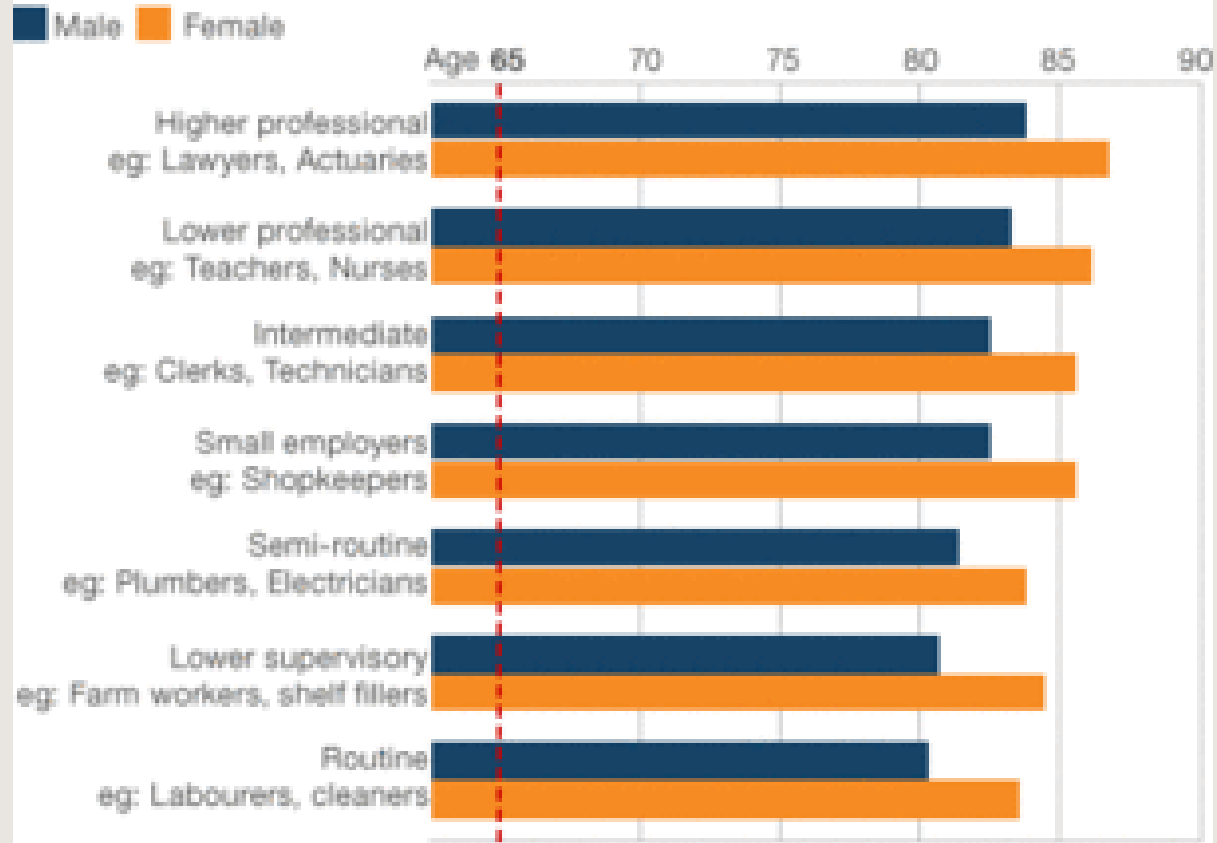
# Genetics or Lifestyle?



# 7. Occupation



## Life expectancy after 65



Source: ONS

Your Work Matters

## 8. City Infrastructure



# Where You Live Matters

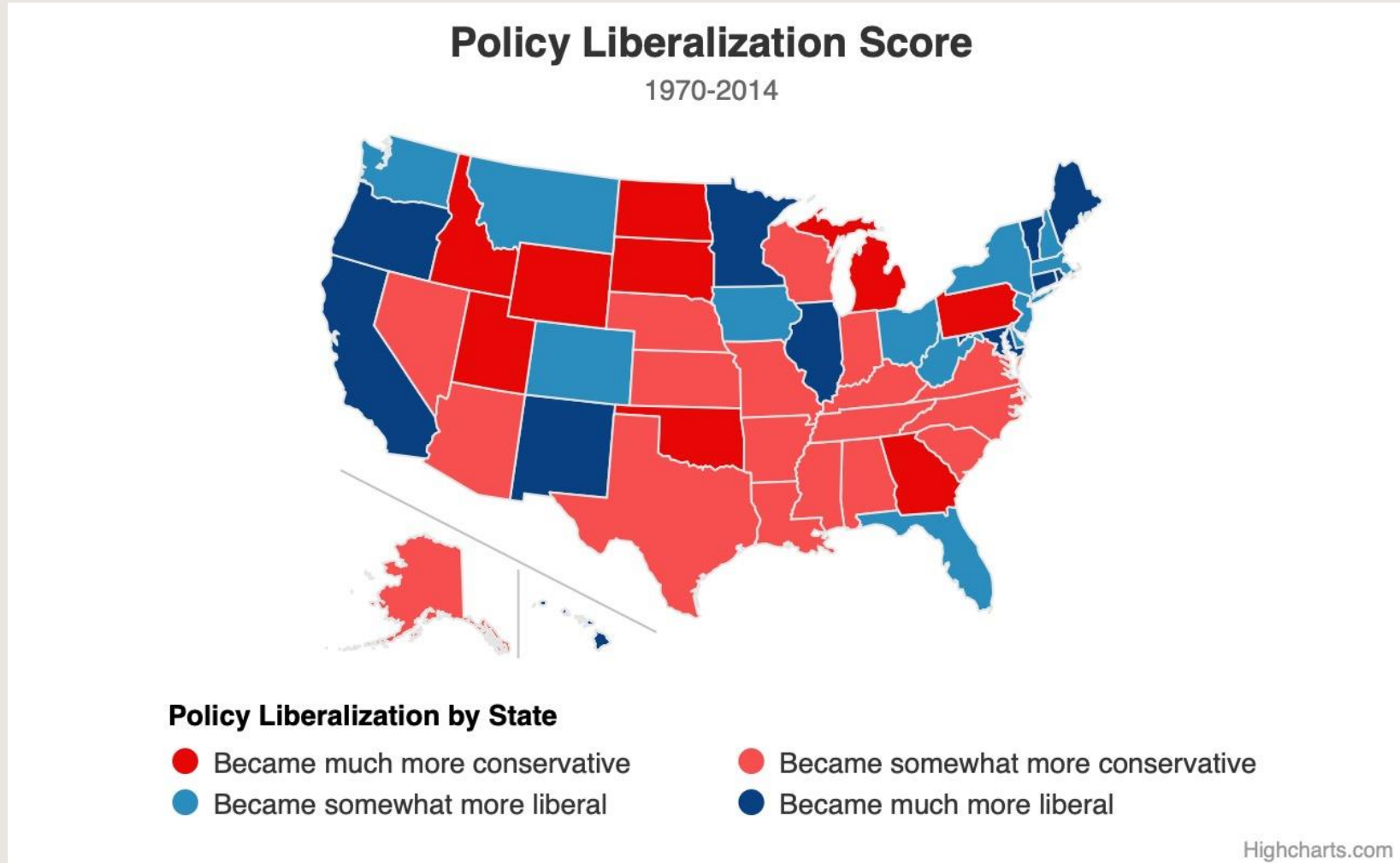



## 9. Political Stability





# Politics Matters

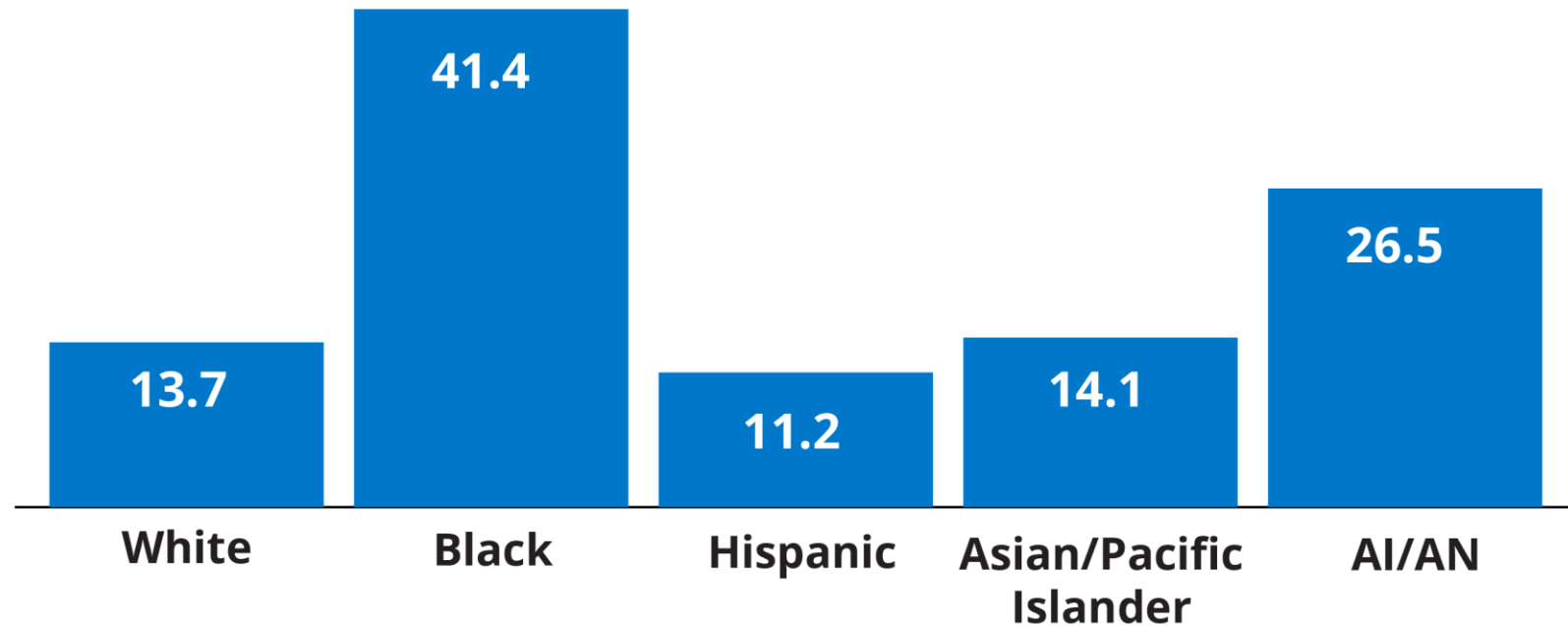




10. Age

# What Explains Black Maternal Mortality?

**Pregnancy-Related Mortality by Race/Ethnicity, 2016-2018**  
Per 100,000 Births



# How Nursing Can Intervene in the System

- Don't disregard patient demographics
- Take specific patient histories
- Take all patients' pain seriously
- Encourage more diversity in nursing programs (2-yr programs, HBCUs, military)

# And Finally...

- I solemnly pledge myself before God and in the presence of this assembly, to pass my life in purity and to practice my profession faithfully. I will abstain from whatever is deleterious and mischievous, and will not take or knowingly administer any harmful drug. I will do all in my power to maintain and elevate the standard of my profession, and will hold in confidence all personal matters committed to my keeping and all family affairs coming to my knowledge in the practice of my calling. With loyalty will I endeavor to aid the physician in his work, and **devote myself to the welfare of those committed to my care.***