



Developing Your Man Down Drill

Christopher McMahon B.S.N. R.N.

Nurse Educator

Wisconsin Department of Corrections




Disclaimer

No affiliations to any product or companies and hold no endorsements for any products if mentioned.


About me.....

- C.N.A. in 2001
- Registered Nurse Since 2004
- Long-term care, Hospital, Jail, Corrections, School Nurse
- EMT Intermediate Tech 4 years Waterford Fire and Rescue

Why I Wake Up and Work Hard Q-Day



Good Old Days



Objective

**Give you
the tools
and
knowledge**





Why do we need to prepare?

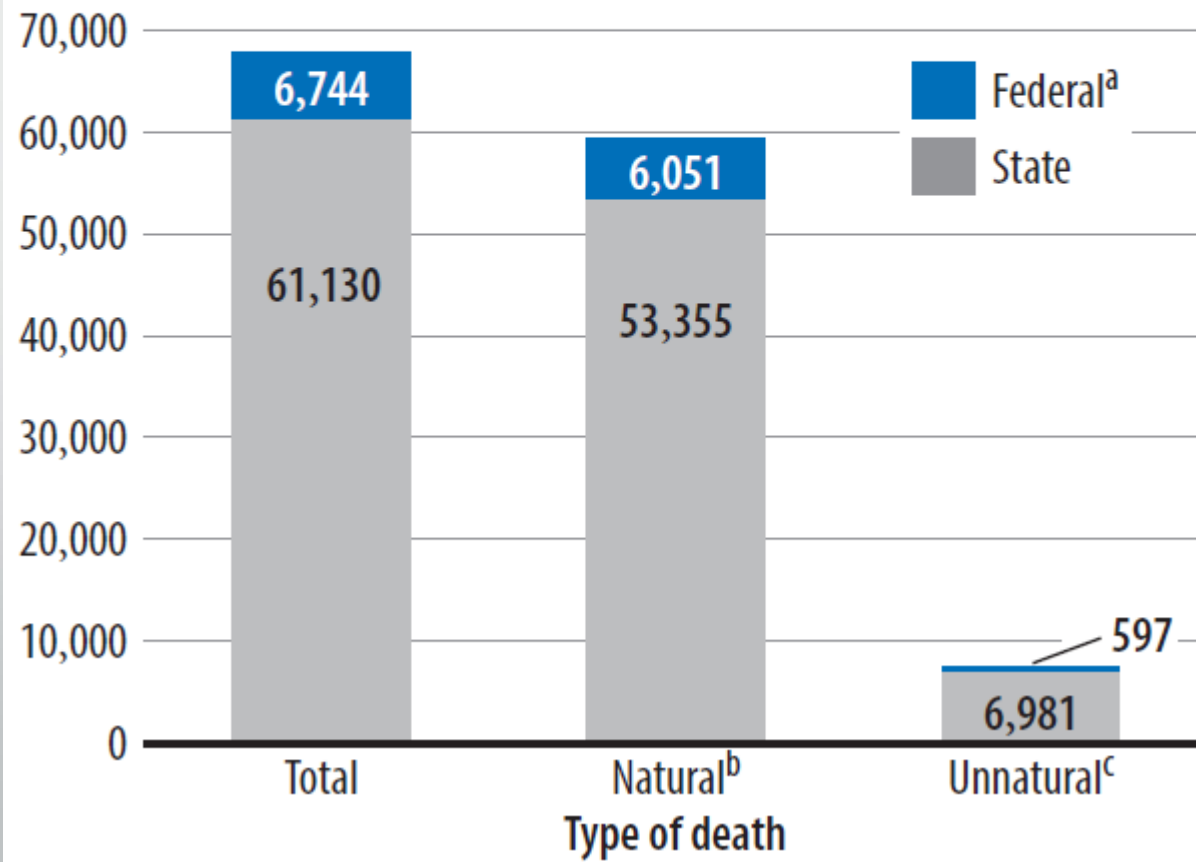
To respond effectively

Stats

FIGURE 1

Number of state and federal prisoner deaths, 2001–2018

Number of deaths

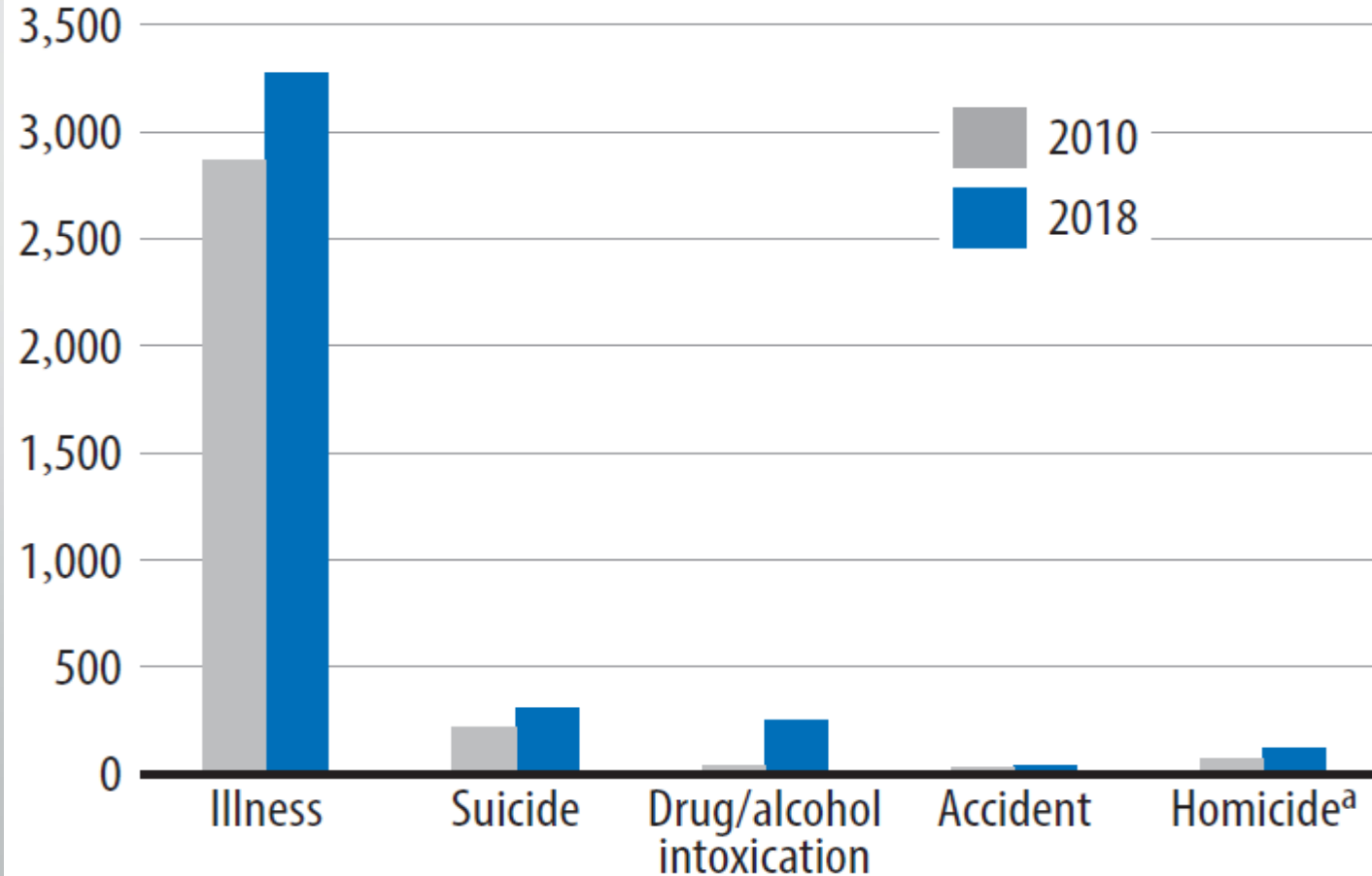


Stats

FIGURE 3

Number of state prisoner deaths, by cause of death, 2010 and 2018

Number of deaths



QR Code to Article





? Man Down Drill ?

Simulated or Actual Emergency

One individual

Immediate Attention

Life Threatening

Facility Needs

- **What Scenario will benefit your facility?**
- **Self harm?**
- **Narcotic abuse?**
- **Fights?**

To Prep or Not to Prep

1. Date and time of drill
2. What scenario is needed at your facility?
3. Limit who should know about the upcoming event
4. Prepare practice items ahead of time
5. Recording event is an option

Test Now or Later?

- **Test NOW: Assess current level of skills**
- **Then, review and conduct CQI for needed skill improvement plan?**
- **Test LATER: Provide skill updates via hands on skills or video based tutorials to help build personal knowledge and power with your staff**

Advantages after a BLS CPR Course

- **Adult learners retain information better when cognitive and hands-on are conducted simultaneously.**
- **BLS CPR skills are the “FRESHEST” they will ever be**
- **BLS course speaks about team communication and closed loop communication**

Communication

- **Crisp and Clean**
- **Radio vs Screamers vs Word of Mouth**
- **Second Hand Communication**

Emergency Response Plan

- **Emergency Response Plan**

Or

- **Emergency Operations Plan**

EOP

- Health Staff Responsibilities
- Triage Procedures
- Care Site and Telephone Numbers
- How to contact Health Staff and Community Emergency Response
- How to evacuate staff/patient
- Alternate back-ups for each part of plan

Differences in Response

- **Correctional Health Settings: Work with multiple staff**
- **Hospital Setting:
Codes/Emergencies are team based**

First Responder Philosophy

- Provides general framework
- Flexible

ARRIVE

ASSESS

ALARM

EVALUATE

ENTER

STABILIZE

INITIAL MEDICAL ASSESSMENT

LONG-TERM MONITORING

COMMUNICATION

DOCUMENT/DEBRIEF

READY FOR ACTION!

- What tools will you need?



RYOCF Man Down Drill

- Go to video in media player. Too large to link to Power Point

Your Thoughts?

- **After action review**
- **Do our procedures and policies work?**
- **What worked well and what did not work well?**
- **Did we identify any critical operational gaps?**
- **Are responsibilities clearly defined?**

Continued Thoughts?

- **Was the response appropriate, efficient and sufficient?**
- **How clear are written policies and procedures for the intended audience?**
- **What are the consequences for issues not addressed?**
- **Do we need to refine, revise or update our plan?**